



3MT® ORIENTATION AND TIPS

Wednesday, September 6, 2023
5:00 – 6:15 p.m.

Presented by: Dr. Patti Giuffre,
Assistant Dean of the Graduate
College, and Ashley Carrington,
Student Development Specialist,
The Graduate College

TEXAS  STATE
UNIVERSITY®

MEMBER THE TEXAS STATE UNIVERSITY SYSTEM

Our Agenda



- Overview of the 3MT® at Texas State
- Rules & Regulations
- Tips and Strategies
 - Familiarizing yourself with the 3MT®
 - Writing your 3MT® Presentation
 - Preparing your slide for the 3MT®
 - Preparing your presentation for the 3MT®
 - Seeing examples of winning 3MT® - Presentations and slides

***NOTE:** We will email the slides to you asap and post the recording of this Shop Talk in a few days.



What is 3MT®?

- What: 3MT® is an internationally known competition
- Who: Who is doing the 3MT®?
- Where: 85 different countries and over 900 universities
- When is the Texas State competition?
 - Preliminary round: competition (recorded): October 10-14, 2023
 - Final competition (live, in person): November 2, 2023, 10:00-noon, LBJ Grand Ballroom





OVERVIEW

Three Minute Thesis (3MT®) is a research communication program developed by The University of Queensland (UQ) in 2008. Graduate students have three minutes to present a compelling oration on their research and its significance.

Why Compete?

Because the 3MT® competition:

- promotes presentation and communication skills;
- provides opportunities and feedback for students to work on explaining their research to a non-specialized audience; and,
- helps students hone their “elevator pitch” discussions of their theses or dissertations (especially useful for those students heading into job interviews!).

Eligibility



- Graduate students currently enrolled in a Texas State University dissertating doctoral program (PhD or EdD) or master's thesis program are eligible to compete.
 - The research should be conducted while in your current Texas State graduate program.
- The presentation must include findings/outcomes of research (it cannot be a thesis or dissertation *proposal* that is presented). There must be at least preliminary findings or a pilot study to report.
- **For FAQs, see**
<https://www.gradcollege.txst.edu/events/research/3mt/faq.html>
- Note: If you participated in a 3MT® in a previous year, you are still eligible to participate in this year's 3MT® *unless* you won First Place, Runner Up, or People's Choice in the *University Final* in a previous year. However, winning in the preliminary rounds is fine in terms of competing again the following year.

Registration to compete

Registration is open!

Students who are interested in competing in the 3MT® should sign up for the competition. Registration is open and will close on **October 2, 2023**. This is a firm deadline. Be sure to register well before the deadline if you want to compete:

https://txstate.co1.qualtrics.com/jfe/form/SV_byKNBkffFNJVYDY

Preliminary Round Overview



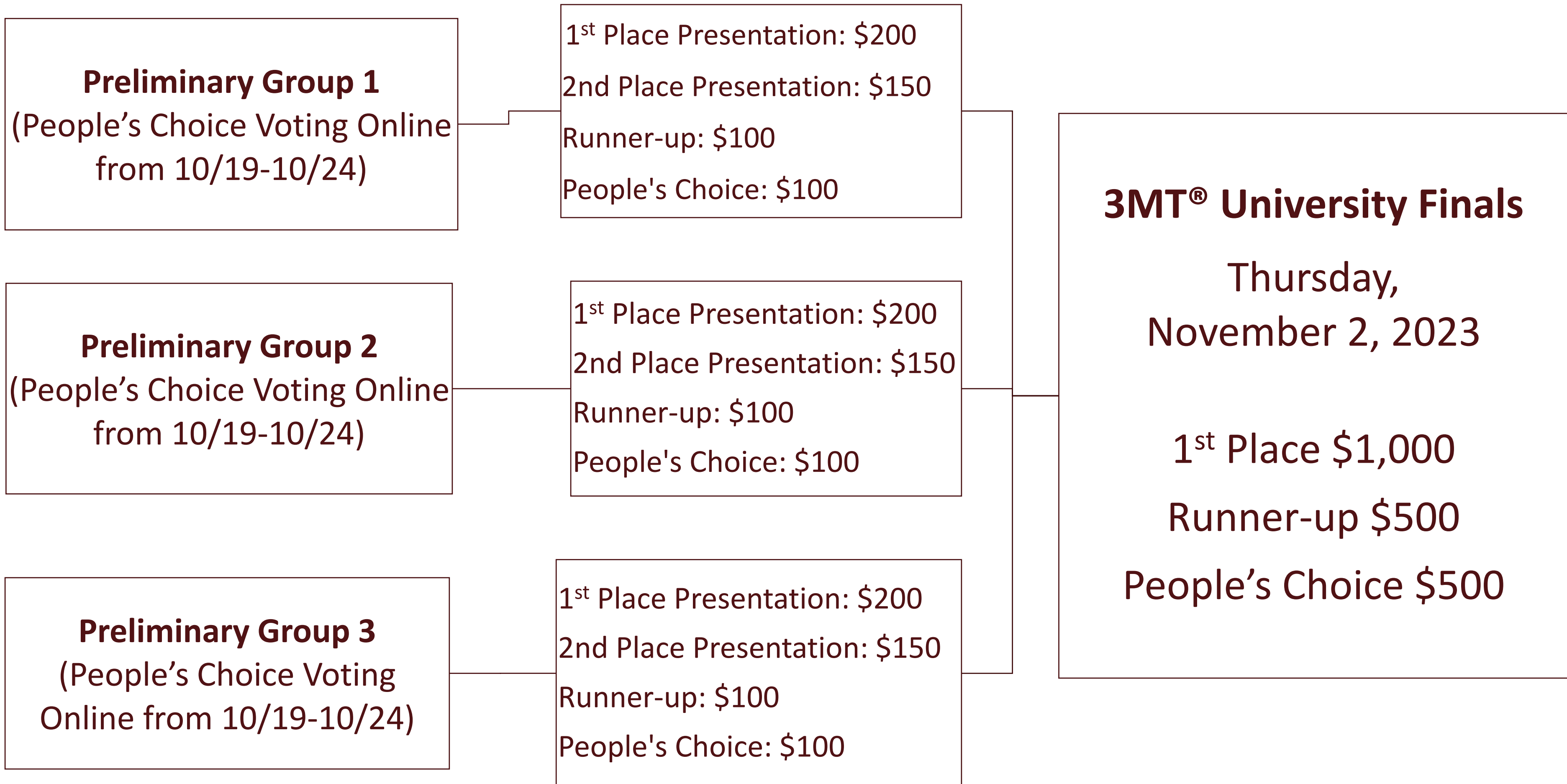
- 12 competitors, total, will compete in the final competition
- The preliminary round will be recorded and posted online for the entire Texas State community to vote on for the People's Choice Award.
- Competitors will register for a time slot at YouStar Studios in Alkek One (contact the3mt@txstate.edu to reserve your video session).
 - Instructions for selecting a time slot to record will be provided to you once you register.
 - Students are permitted to record their 3MT[®] presentation up to three times during their recording time and will choose which recording will be seen by the preliminary judges and posted online for voting.
- 3MT[®] preliminary presentation recordings will be randomly sorted into three groups. The purpose of the preliminary round is to advance the four top-scoring presentations in each group to the University Final. In each group, three presenters will be advanced based on **official judges'** scores, and the fourth presenter will be chosen by the **university community** through online voting (People's Choice Winner).

Preliminary Round Overview



- Student competitors record their videos at YouStar in Alkek One: October 10-14
 - We will send registrants an invitation to the 3MT Preliminary Round Scheduling Canvas site. You will select one (and only one) of the available times to record your preliminary round video.
- Preliminary round judges select their top three presentations: October 20 and 23
- University community votes on the People's Choice winners: October 19-24
- Winners will be notified on October 26
- **Then....it's on to the final competition Thursday, November 2, 10:00-noon, in the LBJ Grand Ballroom on the San Marcos campus**

2023 3MT® Competition Structure



Presentation Rules



- A single static PowerPoint slide is permitted (no slide transitions, animations or “movement” of any description). The slide is to be presented from the beginning of the oration). The slide must include your name, program (e.g., MS, Biology, PhD, Developmental Education), and presentation title.
- No additional electronic media (e.g., sound and video files) are permitted.
- No additional props (e.g., costumes, musical instruments, laboratory equipment, notes, laser pointers) are permitted.
- No notes or note cards permitted.
- Presentations are limited to 3 minutes maximum and competitors exceeding 3 minutes are disqualified.
- Presentations are to be spoken word (e.g., no performances, poems, raps, or songs).
- Presentations are to commence from the platform.
- Presentations are considered to have commenced when a presenter starts their presentation through movement or speech.
- The decision of the adjudicating panel is final.

Judging Criteria

Comprehension and content

- Did the presentation provide an understanding of the background and significance to the research question being addressed, while explaining terminology and avoiding jargon?
- Did the presentation clearly describe the impact and/or results of the research, including conclusions and outcomes?
- Did the presentation follow a clear and logical sequence?
- Was the topic, research significance, results/impact and outcomes communicated in language appropriate to a non-specialist audience?
- Did the presenter spend adequate time on each element of their presentation - or did they elaborate for too long on one aspect or was the presentation rushed?

Engagement and communication

- Did the oration make the audience want to know more?
- Was the presenter careful not to trivialize or generalize their research?
- Did the presenter convey enthusiasm for their research?
- Did the presenter capture and maintain their audience's attention?
- Did the speaker have sufficient stage presence, eye contact and vocal range, maintain a steady pace, and have a confident stance?
- Did the PowerPoint slide enhance the presentation - was it clear, legible, and concise?

*For judging criteria and presentation rules, see <https://www.gradcollege.txst.edu/events/research/3mt/info-for-presenters.html>

Familiarizing Yourself with the 3MT®



*****Most importantly:** Watch/listen to/read captions from several prior 3MT® presentations.***

- Texas State Competitions from Previous Years:
<https://www.gradcollege.txst.edu/events/research/3mt.html>
- World-wide 3MT® competitions:
[UQ suggestions for competitors](https://threeminutethesis.uq.edu.au/watch-3mt)

<https://threeminutethesis.uq.edu.au/watch-3mt>

Writing Your 3MT® Presentation



- **Write for a non-specialized audience**
 - Avoid discipline-related jargon and acronyms
 - Make the audience curious about your research
 - Explain concepts that are important to understanding your research
 - When planning out your talk, take the approach of describing the research to a family member
 - Distill your key points
 - Connect your research to the big picture – why it matters in the grand scheme of things
- **Know what your goal or outcome is for your audience** – what do you want them to come away with?
- **Tell the audience about your research like a story**
 - Beginning, Middle, and End
 - Start with a hook
 - Perhaps begin with an analogy
 - Summarize as you near the end
- **Avoid a presentation style of an academic paper or a thesis or dissertation defense**
 - Impress with communication of ideas, not discipline-specific terms

Slide Preparation for the 3MT®



Requirements (no exceptions, per the international rules)

- Use the widescreen (16:9) size for your slide (16:9 is the default for most PowerPoint versions)
- One slide** is permitted
- The slide must be static (no moving parts, transitions, etc.)
- The slide must be presented from the beginning of your presentation
- No additional media are allowed (audio or video)
- The slide must include your name, program, and presentation title (**not** in all CAPS, please).

Suggestions

- “Less is more” – don’t overcomplicate your slide
- The slide should illustrate an important point, but don’t make it so complicated that the audience is figuring out the slide instead of listening to you
- If you are using an analogy in your talk, you may want to represent the analogy on the slide
- Choose graphics that present an important point of your talk, but that do not require 2 minutes & 55 seconds of explanation
- Think of the slide not as the main part of your presentation – that is your talk – but rather as a supporting visual aid

Writing Your 3MT® Presentation



- ***How about the title?***

- The title does NOT have to be your official thesis or dissertation title.
- Give your title some thought. Be creative (but be accurate as far as the topic).
- You can make it “catchy” and appealing to a general audience.

Presentation Preparation for the 3MT®



***Practice to Polish**

- With such a tight time frame, you don't want to be searching for the perfect word while delivering the presentation. Plan what you want to say and practice it in front of people. Record yourself and listen to the recording.
- Elicit feedback from peers on your talk and modify accordingly. If they are confused at all, so will be your 3MT® audience.

***Voice and Body Language**

- Speak clearly and confidently: this is your research, and you know it better than anyone.
- Face the audience at all times – do not turn around to read something from the slide.
- Use inflections in your voice to demonstrate emphasis and enthusiasm.
- Don't pace
- Hand gestures are useful for emphasizing main points but can be distracting if they are constant.

***Allow your personality and passion to come through**

- This is about *your* research!

Registration for the 3MT®



Registration

- Students who are interested in competing in the 3MT® should sign up for the competition. Registration is open and will close on **October 2, 2023**. This is a firm deadline. Be sure to [register](#) well before the deadline if you want to compete: https://txstate.co1.qualtrics.com/jfe/form/SV_byKNBkffFNJVYDY

Preliminary Round Video Recording

- Once registered, The Graduate College 3MT® team will email you about booking a date and time for your Preliminary Round recording session (we have a Canvas site for the recording time selection). There are several days and times available for students to sign up and record their 3MT® presentation.
- Each student can record their presentation up to 3 times and will select which of their presentations they would like to be the official Preliminary entry for voting.
- Please contact the3mt@txstate.edu if you have questions.

YouStar Studios in Alkek One (San Marcos library)



- After you book your recording time, you will be required to send your presentation slide to us **BEFORE** the recording session. All slides are due October 5th by midnight (send slide to the3mt@txstate.edu). No late slides will be permitted.
- **Optional** but highly recommended: **BEFORE** your recording session--we **highly** recommend that you visit YouStar Studio to get comfortable with how it looks and feels to present there; reserve a time on the YouStar website to stop by and *practice* your presentation there. Take a friend for this practice session (**but no one can come into the studio with you at your official recording session**).
- **Optional** but highly recommended: Attend one of our informal meet-ups at YouStar where you can rehearse, ask us questions (we can give general tips but **not specific advice** about your own presentation), and get a feel for the studio. Bring a friend if you like (again, no one can come into the studio during your official recording session). We will send registrants more information, but the dates of the informal sessions are Oct. 4, 3-5:00 p.m. and Oct. 5, 4:30-6:30 p.m.
- The day of your recording session:
 - We recommend wearing professional attire. No green or maroon, please, because of the “green screen” in the YouStar Studio
 - Arrive about 15 minutes early. Please plan ahead for San Marcos traffic/train delays. Email us if you are going to be delayed because we will have a tight schedule.



Now, let's take a
breath!

That was a lot of information
so let's breathe 😊 and then
take a look at some previous
competitors' slides.

In for 5...out for 5...

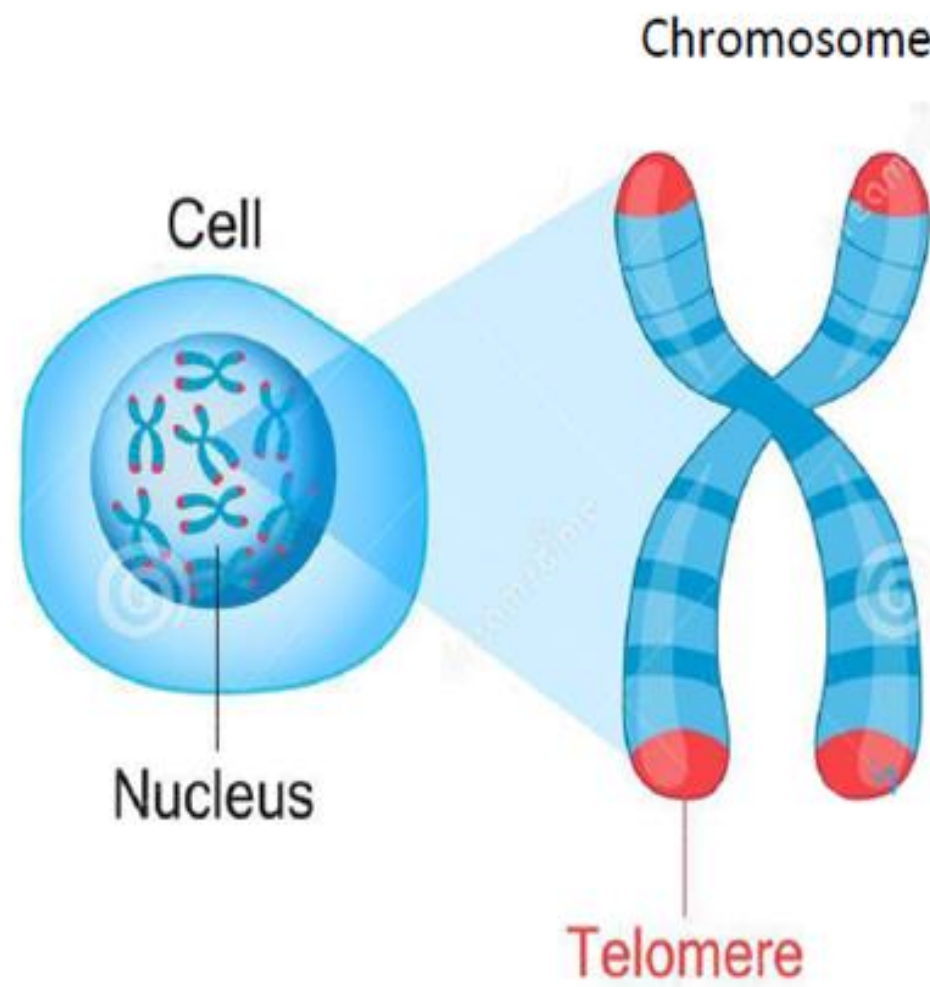
Examples of Slides



- Now, let's look at some examples of PowerPoint slides used by previous 3MT® competitors.
- Think about what you like about them or how you would improve them.
- Take what you like the most and apply those features to YOUR slide.

Telomere shortening: a human aging clock

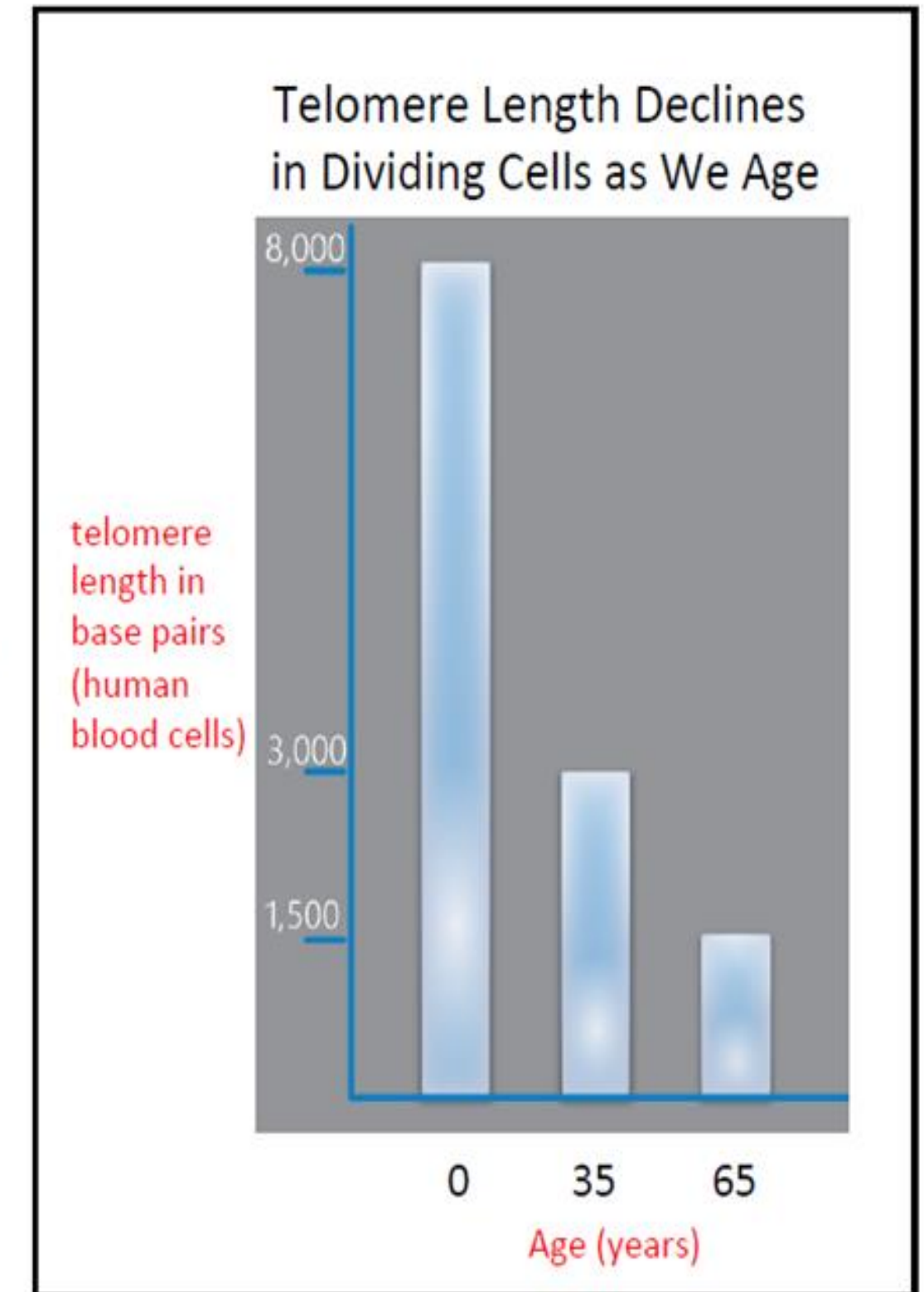
Shubha Malla



→
Aging



→



↑
Affected by: lifestyle, nutrition, genetics

Consequences: cells lose function

Mar Moretta-Urdiales
Ph.D. Aquatic Resources & Integrative Biology



**Using environmental-DNA to
detect chytrid fungus in
Ecuadorian cloud forests**





Workplace Injustice: Catalyzing Organizational Change

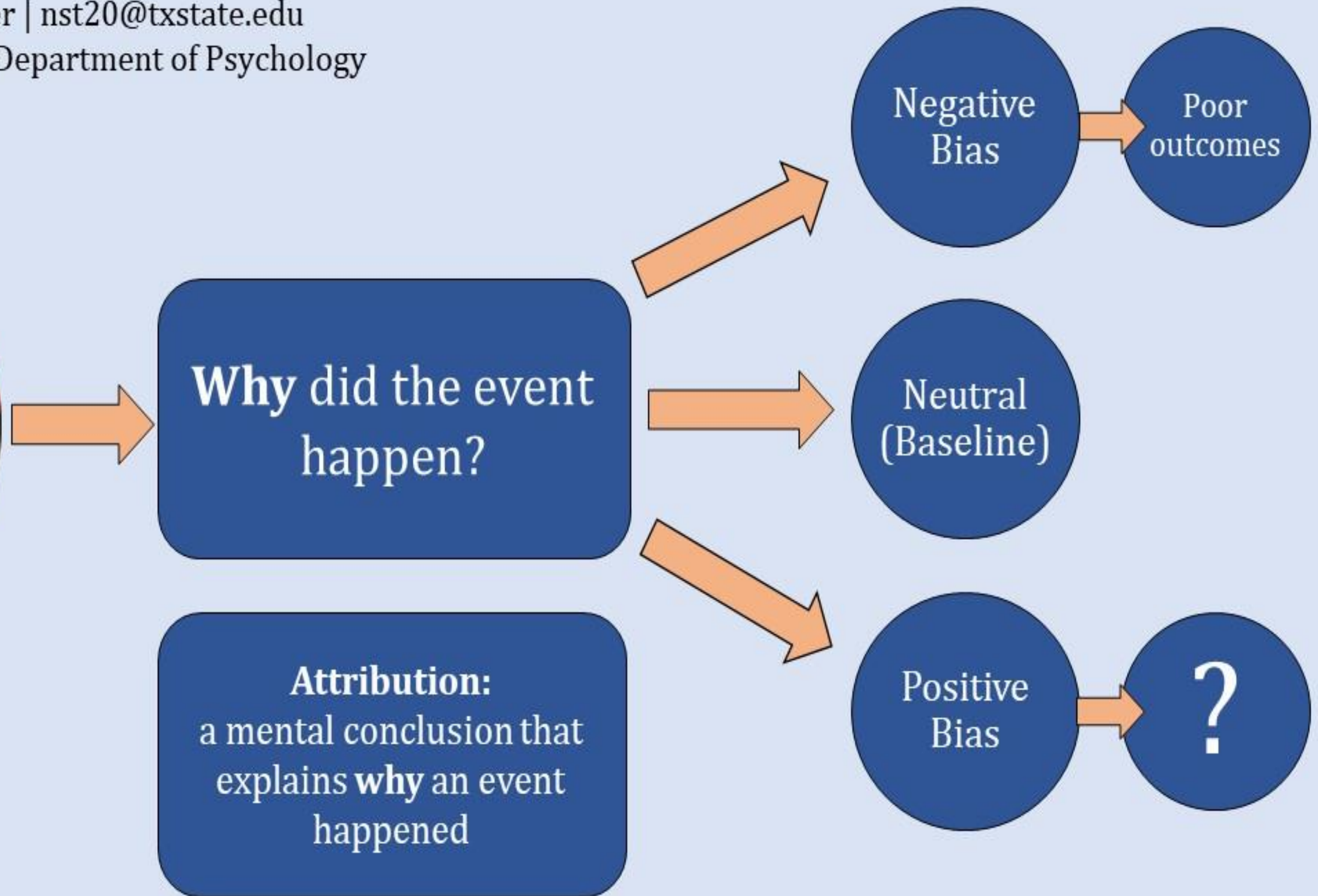
Abbie Salcedo

Adult, Professional, and Community
Education, PhD



Attribution Styles and Resilience in Adults


Natalie S. Tucker | nst20@txstate.edu
Master's Program | Department of Psychology



Commemorating Black Advocacy in the 21st Century: Expanding the Definition of Memorialization

Krista Pollett, Department of History





Black Soldier Fly Larvae (BSFL): A Sustainable Protein Source For Beef Cattle

KAYRA TASCI, DEPARTMENT OF AGRICULTURAL SCIENCES



1 TON SBM *requires*
1.6 MILLION L WATER
0.46 HA of LAND

1 TON BSFL *requires*
0.01 MILLION L WATER
0.004 HA of LAND

Next Steps



- Get approval from your thesis/dissertation committee chair to compete.
- Register to compete in 3MT® :
https://txstate.co1.qualtrics.com/jfe/form/SV_byKNBkffFNJVYDY
- Start working on your presentation and slide. The slide for the preliminary round is due October 5 (no exceptions), by midnight to the3mt@txstate.edu.
- Registered students will receive instructions on how to select a recording time on our Canvas site very soon.
- Practice, practice, practice, practice. Practice with friends and family members. Practice in YouStar **before** doing your preliminary round video recording.
- Enter all 3MT® DATES/DEADLINES into your calendar asap
- Contact us anytime with questions: the3mt@txstate.edu
- **Get excited about this fantastic opportunity to showcase your work!**



Best wishes on preparing to compete!

Questions?

What's unclear?

What do you want to know more about?

This is a safe space for questions! Please ask questions in the chat. We want you to have the best presentation and experience possible. You can ask the group or send me or Ashley your question and we will ask it on your behalf without using your name.